


MULTIWAY+

HT66-166M

High Efficiency Low LID and PERC cell with Half-cut Technology
Big Size : Cell 166mm×83mm Monocrystalline

400W / 405W

410W / 415W / 420W



Half cut cell technology can reduce the internal power loss and improve component overall power. Excellent heat dissipation avoids hot spot production.



9BB The optimized number and width of main gate lines, Maximize the light receiving area of components and reduce component power consumption.



Designed for high voltage systems of up to 1500 VDC, increasing the string length of solar systems and saving on BOS costs.



Entire module certified to with stand extreme wind (2400 Pa) and snow loads (5400 Pa).



All the modules are sorted and packaged by amperage, reducing mismatch losses and maximizing system output.

■ Module Efficiency
21.0%

■ No.of Cells
132(6 × 22)

■ Weight
21.5kg

■ Dimensions
1924mm × 1038mm × 35mm

12Ys
products

25Ys
warranty on power output

PID
PID resistant

5W
positive tolerance 0/+5W guaranteed

EL
microcrack resistant high performance White backsheet
structure enhance reliability, triple EL tested of high quality control.

Comprehensive and First-rate Certification System

IEC61215: 2021 . IEC61730: 2023 . UL61730: 2017 . IEC62804: 2015
ISO9001 . ISO14001 . and . ISO45001



Electrical Characteristics

Module	HT66-166M-F				
Maximum Power at STC (Pmax)	400W	405W	410W	415W	420W
Open - Circuit Voltage (Voc)	45.5V	45.6V	45.7V	45.8V	45.5V
Short - Circuit Current (Isc)	11.54A	11.67A	11.80A	11.93A	11.77A
Optimum Operating Voltage (Vmp)	37.9V	38.0V	38.1V	38.2V	38.3V
Optimum Operating Current (Imp)	10.56A	10.66A	10.77A	10.88A	10.97A
Module efficiency	20.0%	20.3%	20.5%	20.8%	21.0%
Power Tolerance	0 ~ + 3%				
Maximum System Voltage	1500V DC (UL / IEC)				
Maximum Series Fuse Rating	20A				
Operating Temperature	-40 °C to +85 °C				

* STC: Irradiance 1000W/m², module temperature 25, AM=1.5
Optional black frame or white frame module according to customer requirements

NMOT

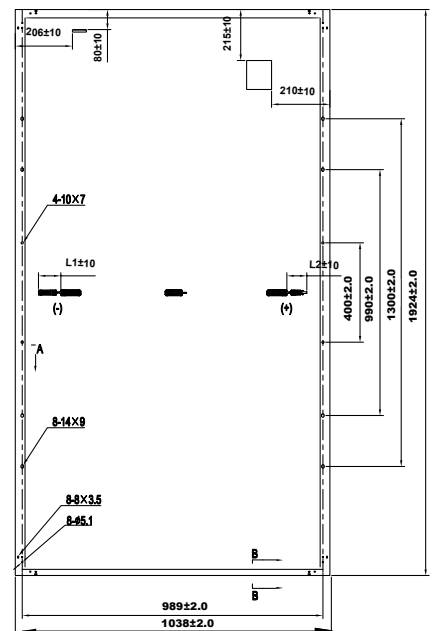
Module	HT66-166M-F				
Maximum Power	298W	301W	305W	309W	314W
Open - Circuit Voltage (Voc)	42.94V	43.01V	43.06V	43.13V	43.20V
Short - Circuit Current (Isc)	9.39A	9.48A	9.58A	9.65A	9.72A
Maximum Power Voltage (Vmp)	35.10V	35.16V	35.26V	35.35V	35.44V
Maximum Circuit Current (Imp)	8.49A	8.56A	8.65A	8.74A	8.86A
NMOT	45±2 °C				

* NMOT: Irradiance 800W/m², ambient temperature 20°C, wind speed 1m/s

Mechanical Characteristics

Solar Cells	Monocrystalline 166× 83mm
No.of Cells	132 (6 × 22)
Dimensions	1924mm × 1038mm × 35mm
Weight	21.5kg
Front Glass	High transmission tempered glass; thickness; 3.2mm
Frame	Anodized aluminium alloy
Junction Box	IP68
Cable	4mm ² (UL / IEC) length : (+) 400mm (-) 200mm / length can be customized
Connectors	MC4 / MC4 compatible
Packaging Configuration	31pcs / box,804pcs / 40'HQ container

Engineering Drawing



Temperature Characteristics

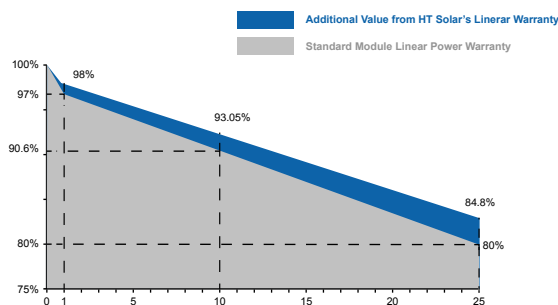
Temperature Coefficient of Pmax	-0.326%/°C
Temperature Coefficient of Voc	-0.258%/°C
Temperature Coefficient of Isc	+0.051%/°C

Warranty

12 - years
product warranty

25 - years
warranty on power output

Specific information is referred to the product quality guarantee



The module recycling should be carried out by the professional institutions at the end of module life cycle

IV Curves

