


Jupiter

HT54-18X(ND)-F Double Glass

High Efficiency Lower LID and TOPCon cell with Half-cut Technology
Big Size : Cell 182 × 91.875mm Monocrystalline

430W / 435W

440W / 445W / 450W



10-30% Additional Power Generation

10-30% additional power generation comparing with conventional P-type module



Lower LID (Light Induced Degradation)

N-type modules with Tunnel Oxide Passivating Contacts (TOPCon) technology offer lower LID/LeTID degradation and better low light performance



Lower LCOE

Higher power output and lower BOS cost



Better Weak Illumination Response

Higher power output even under low-light environment



Better Temperature Coefficient

Higher power generation under normal working conditions



Enhanced Mechanical Load

Certified to withstand: wind load (2400 Pascal) and snow load (5400 Pascal)

- Module Efficiency
23.0%
- No. of Cells
108(6 × 18)
- Weight
24.0±0.5kg
- Dimensions
1722 × 1134 × 30mm

Comprehensive and First-rate Certification System

IEC61215: 2021 . IEC61730: 2023 . UL61730: 2017 . IEC62804: 2015
ISO9001 . ISO14001 . and . ISO45001



Electrical Characteristics

Module	HT54-18X(ND)-F				
Maximum Power at STC (Pmax)	430W	435W	440W	445W	450W
Open - Circuit Voltage (Voc)	38.30V	38.40V	38.60V	38.70V	38.90V
Short - Circuit Current (Isc)	14.23A	14.31A	14.39A	14.47A	14.55A
Optimum Operating Voltage (Vmp)	31.90V	32.00V	32.20V	32.30V	32.50V
Optimum Operating Current (Imp)	13.50A	13.60A	13.68A	13.78A	13.85A
Module efficiency	22.0%	22.3%	22.5%	22.8%	23.0%
Power Tolerance	0 ~ + 3%				
Maximum System Voltage	1500V DC (UL / IEC)				
Maximum Series Fuse Rating	25A				
Operating Temperature	-40 C to +85 C				

* STC: Irradiance 1000W/m², module temperature 25, AM=1.5
Optional black frame or white frame module according to customer requirements

NMOT

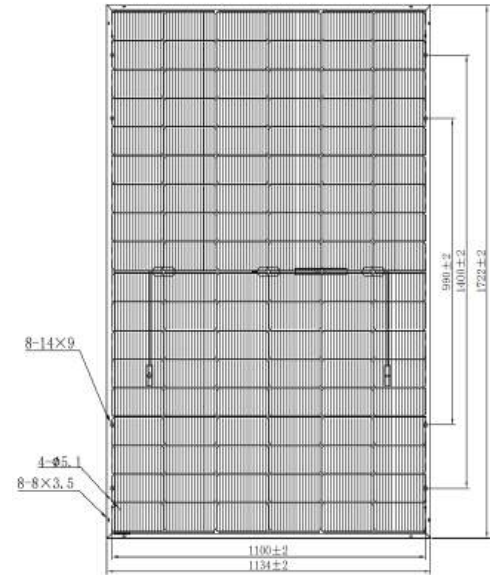
Module	HT54-18X(ND)-F (Bifaciality 80±10%)				
Maximum Power	327W	331W	335W	339W	343W
Open - Circuit Voltage (Voc)	36.80V	36.90V	37.10V	37.20V	37.40V
Short - Circuit Current (Isc)	11.47A	11.53A	11.59A	11.65A	11.71A
Optimum Operating Voltage (Vmp)	30.70V	30.90V	31.10V	31.30V	31.50V
Optimum Operating Current (Imp)	10.65A	10.71A	10.77A	10.83A	10.89A
NMOT	45±2 C				

* NMOT: Irradiance 800W/m², ambient temperature 20°C, wind speed 1m/s

Mechanical Characteristics

Solar Cells	Monocrystalline 182 × 91.875mm
No.of Cells	108(6 × 18)
Dimensions	1722 × 1134 × 30mm
Weight	24.0±0.5kg
Front Glass	High transmission tempered glass; thickness; 2.0mm
Frame	Anodized aluminium alloy
Junction Box	IP68
Cable	4mm ² (UL / IEC) length : (+)400mm, (-)200mm /customized length
Connectors	MC4-EVO2/MC4 Compatible
Packaging Configuration	36pcs / box, 936pcs / 40'HQ container

Engineering Drawing



Temperature Characteristics

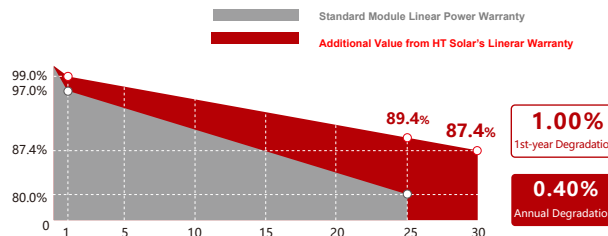
Temperature Coefficient of Pmax	-0.29%/°C
Temperature Coefficient of Voc	-0.23%/°C
Temperature Coefficient of Isc	+0.046%/°C

Warranty

15 - years
product warranty

30 - years
warranty on power output

Specific information is referred to the product quality guarantee



The module recycling should be carried out by the professional institutions at the end of module life cycle

IV Curves

