


HT54-18X Transparent

High Efficiency Low LID and Bifacial cell with Half-cut Technology
Big Size: Cell 182mm × 91mm Monocrystalline

400W / 405W

410W / 415W / 420W



Half cut cell technology can reduce the internal power loss and improve component overall power. Excellent heat dissipation avoids hot spot production.



10BB The optimized number and width of main gate lines, Maximize the light receiving area of components and reduce component power consumption



Designed for high voltage systems of up to 1500 VDC, increasing the string length of solar systems and saving on BOS costs



Entire module certified to with stand extreme wind (2400 Pa) and snow loads (5400 Pa)



All the modules are sorted and packaged by amperage, reducing mismatch losses and maximizing system output.

12Ys

products

30Ys

warranty on power output

PID

PID resistant

5W

positive tolerance 0/+5W guaranteed

EL

microcrack resistant high performance Transparent backsheet structure enhance reliability, triple EL tested of high quality control.

Comprehensive and First-rate Certification System

IEC61215: 2016.IEC61730: 2016 Latest Standard ISO14001 and ISO45001, meeting the highest international standards Strict quality control



■ Module Efficiency
21.7%

■ No.of Cells
108(6 × 18)

■ Weight
21.0kg

■ Dimensions
1724mm × 1134mm × 30mm

Shanghai Aerospace Automobile Electromechanical Co., Ltd.

www.htsolar.com.tr

Turkey HT Solar Energy Joint Stock Company / Lianyungang ShenZhou New Energy Co., Ltd.

* Copyright@2022 V3 Plus Specifications are subject to change without further notification



Electrical Characteristics

Module	HT54-18X				
Maximum Power at STC (Pmax)	400W	405W	410W	415W	420W
Open - Circuit Voltage (Voc)	37.05V	37.19V	37.33V	37.48V	37.63V
Short - Circuit Current (Isc)	13.83A	13.91A	13.98A	14.06A	14.14A
Optimum Operating Voltage (Vmp)	31.17V	31.31V	31.44V	31.60V	31.74V
Optimum Operating Current (Imp)	12.84A	12.95A	13.05A	13.14A	13.24A
Module efficiency	20.4%	20.7%	21.0%	21.2%	21.5%
Power Tolerance	0 ~ + 5W				
Maximum System Voltage	1500V DC (UL / IEC)				
Maximum Series Fuse Rating	25A				
Operating Temperature	-40 °C to +85 °C				

* STC: Irradiance 1000W/m², module temperature 25, AM=1.5
Optional black frame or white frame module according to customer requirements

NMOT

Module	HT54-18X(Bifaciality 70±5%)				
Maximum Power	297W	301W	305W	309W	312W
Open - Circuit Voltage (Voc)	35.12V	35.25V	35.38V	35.52V	35.67V
Short - Circuit Current (Isc)	11.17A	11.23A	11.28A <td 11.35A	11.41A	
Maximum Power Voltage (Vmp)	29.55V	29.68V	29.80V	29.95V	30.08V
Maximum Circuit Current (Imp)	10.05A	10.14A	10.23A	10.32A	10.37A
NMOT	45±2 °C				

* NMOT: Irradiance 800W/m², ambient temperature 20°C, wind speed 1m/s

Mechanical Characteristics

Solar Cells	Monocrystalline 182 × 91mm
No. of Cells	108(6 × 18)
Dimensions	1724mm × 1134mm × 30mm
Weight	21.0kg
Front Glass	High transmission tempered glass; thickness; 3.2mm
Frame	Anodized aluminium alloy
Junction Box	IP68
Cable	4mm ² (UL / IEC) length; (+) 400mm (-) 200mm / length can be customized
Connectors	MC ₄ / MC ₄ compatible
Packaging Configuration	36pcs / box, 936pcs / 40'HQ container

Temperature Characteristics

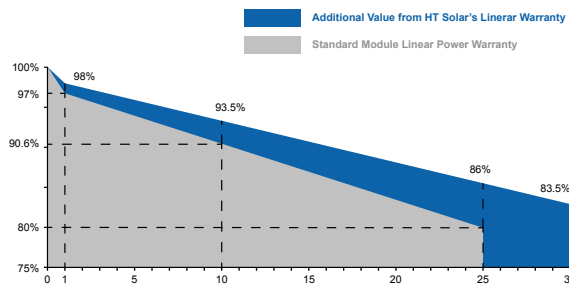
Temperature Coefficient of Pmax	-0.326%/°C
Temperature Coefficient of Voc	-0.258%/°C
Temperature Coefficient of Isc	+0.051%/°C

Warranty

12 - years
product warranty

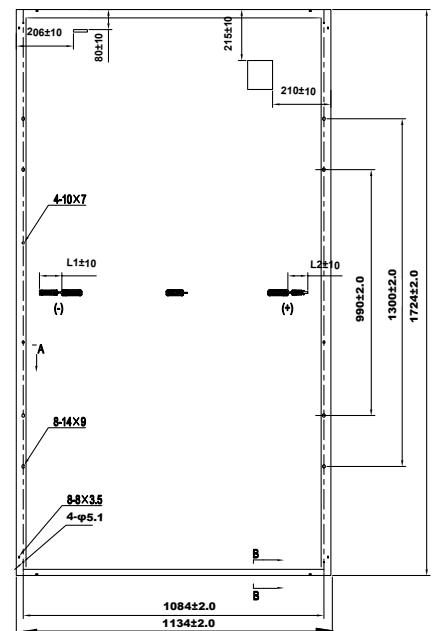
30 - years
warranty on power output

Specific information is referred to the product quality guarantee



The module recycling should be carried out by the professional institutions at the end of module life cycle

Engineering Drawing



IV Curves

